

LEGEND:

5 TON



18,889 lbs. 18,889 lbs.
10,000 lbs.



18,889 lbs.
10,000 lbs.



10,000 lbs. 10,000 lbs.
10,000 lbs.

7 TON



26,444 lbs. 26,444 lbs.
12,000 lbs.




26,444 lbs.
12,000 lbs.



14,000 lbs. 12,000 lbs.

9 TON



34,000 lbs. 34,000 lbs.
12,000 lbs.




34,000 lbs.
12,000 lbs.



18,000 lbs. 12,000 lbs.

10 TON



34,000 lbs. 34,000 lbs.
12,000 lbs.

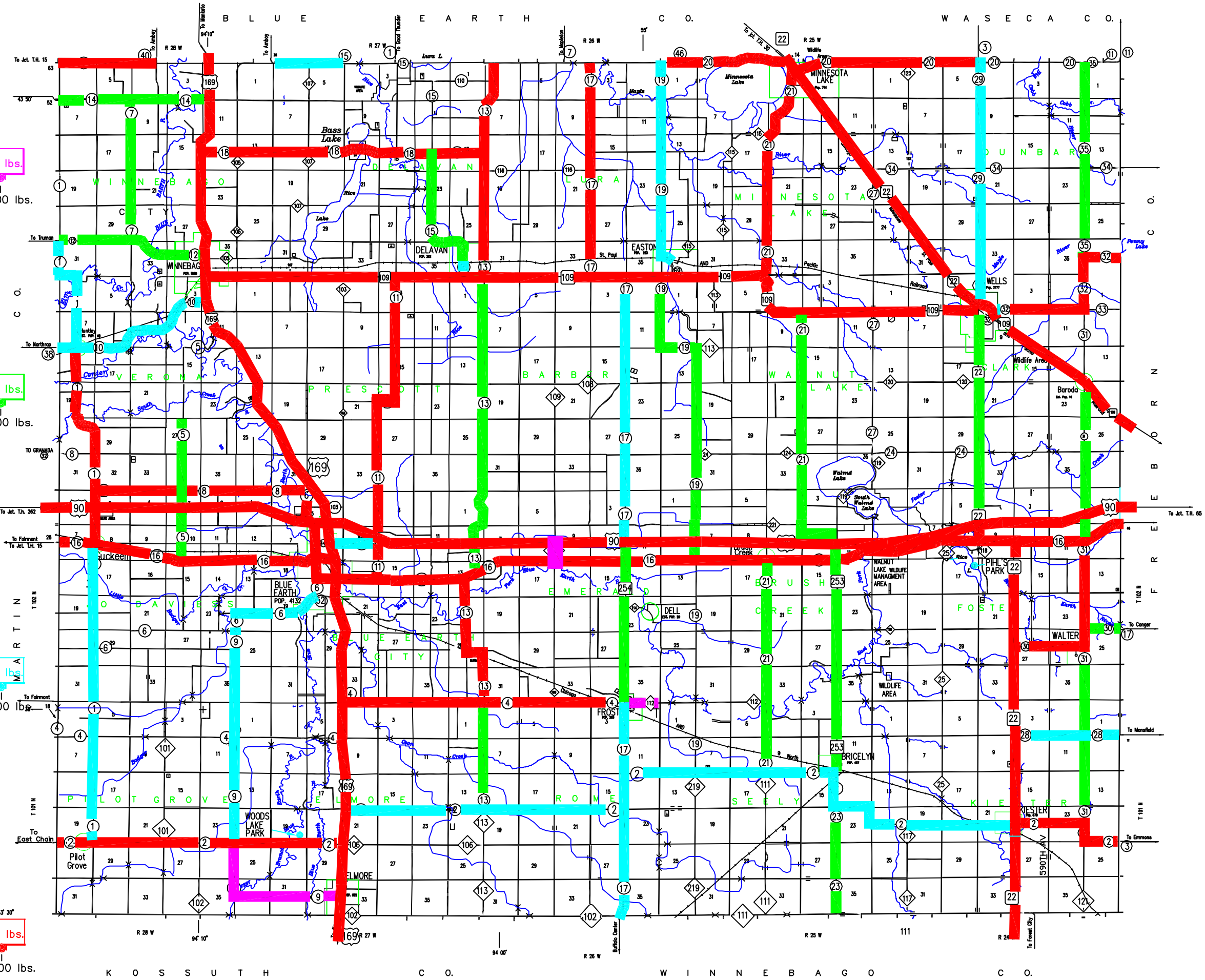


34,000 lbs.
12,000 lbs.



20,000 lbs. 12,000 lbs.

2019 FARIBAUT COUNTY ROAD RESTRICTIONS



Note: All Gravel Roads are 5Ton