

# LEGEND:

## 5 TON



18,889 lbs. 18,889 lbs.  
10,000 lbs.



18,889 lbs.  
10,000 lbs.



10,000 lbs. 10,000 lbs.  
10,000 lbs.

## 7 TON



26,444 lbs. 26,444 lbs.  
12,000 lbs.




26,444 lbs.  
12,000 lbs.



14,000 lbs.  
12,000 lbs.

## 9 TON



34,000 lbs. 34,000 lbs.  
12,000 lbs.



34,000 lbs.  
12,000 lbs.




18,000 lbs.  
12,000 lbs.

## 10 TON



34,000 lbs. 34,000 lbs.  
12,000 lbs.

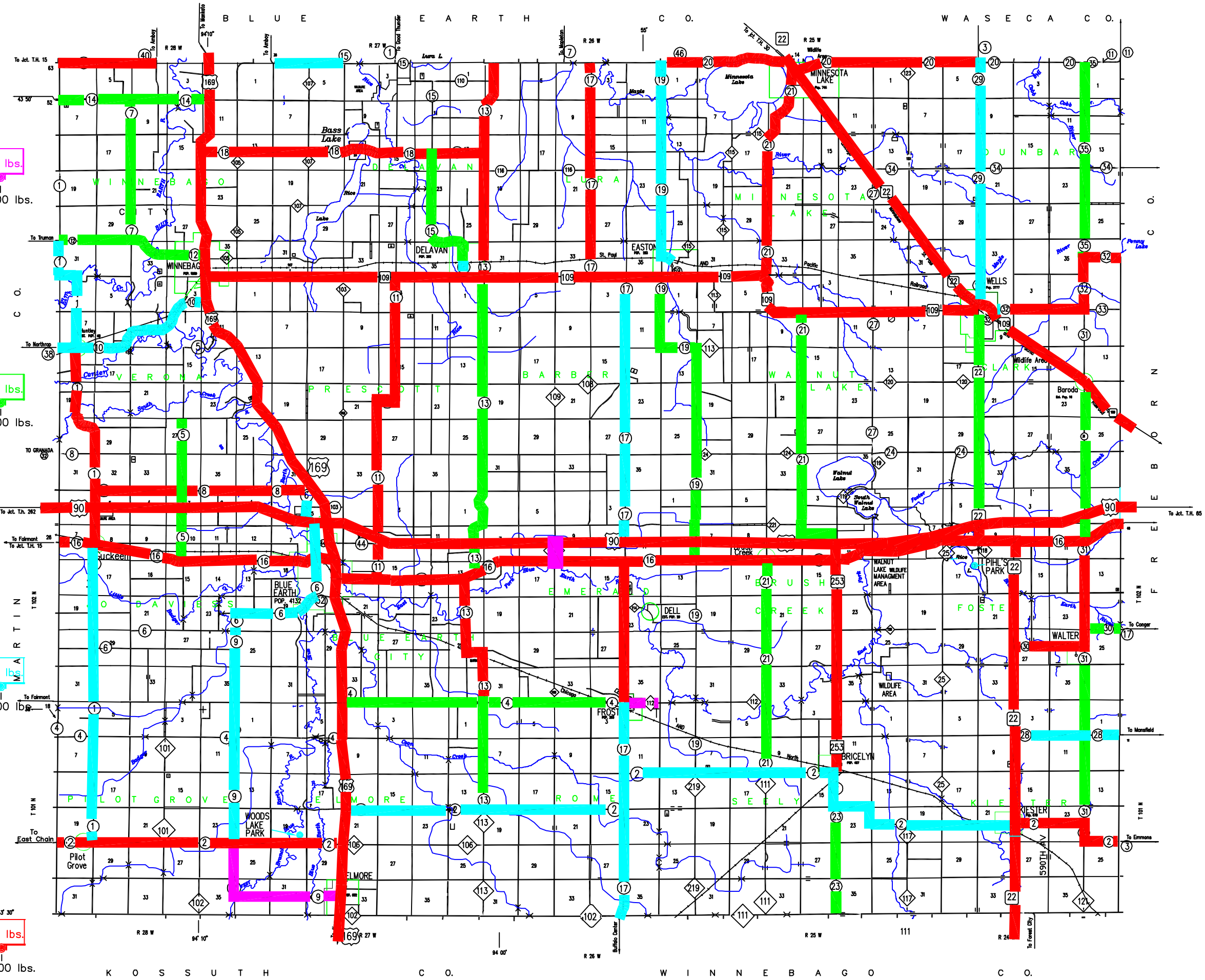


34,000 lbs.  
12,000 lbs.



20,000 lbs.  
12,000 lbs.

# 2018 FARIBAUT COUNTY ROAD RESTRICTIONS



Note: All Gravel Roads are 5Ton